

**BAR SINK FAUCET  
K-16112**

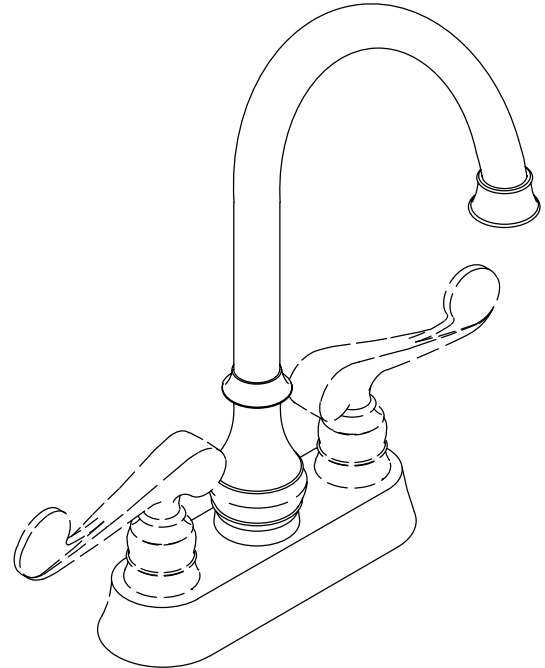
**FEATURES**

- Brass construction
- For 4" centers
- Brass valve bodies
- Quarter-turn washerless ceramic disc valves
- 5-3/16" fixed gooseneck spout
- 2.2 gallons per minute
- Available with scroll or traditional handles

**CODES/STANDARDS APPLICABLE**

Specified model meets or exceeds the following:



- ASME/ANSI A112.18.1M
- CSA International B125
- Energy Policy Act of 1992
- IAPMO/UPC
- NSF 61



**COLORS/FINISHES**

- CP Polished Chrome
- PB Polished Brass
- Other Refer to Faucets Price Book for additional finishes

**SPECIFIED MODEL:**

Model	Description	 <span style="border: 1px solid black; padding: 2px;">ADA</span>	 <span style="border: 1px solid black; padding: 2px;">ADA</span>
K-16112-4	With Scroll Handles	<input type="checkbox"/> CP <input type="checkbox"/> PB <input type="checkbox"/> Other_____	
K-16112-4A	With Traditional Handles		<input type="checkbox"/> CP <input type="checkbox"/> PB <input type="checkbox"/> Other_____

**PRODUCT SPECIFICATION:**

Two-handle centerset bar sink faucet shall be of brass construction. Faucet shall feature brass valve bodies. Faucet shall feature quarter-turn washerless ceramic disc valves, assuring positive handle stop positioning. Product shall include 4" centers, 5-3/16" fixed gooseneck spout, and scroll or traditional handles. Faucet shall be Kohler Model K-16112-\_\_\_\_\_-\_\_\_\_\_.

